
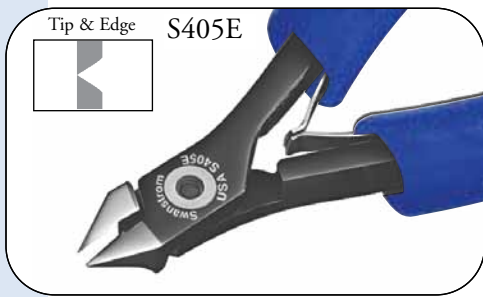





Swanstrom Super Diagonal Cutters




Super Diagonal Cutters



Tool Numbers		Description				Overall Length		Jaw Length	Cutter Length	Tip Width	Tip Thick
ergo	short	head	edge		ergo	short					
S111E	S111	OV	F	.004	in	5.65	4.25	0.53	0.40	0.23	0.03
				.100	mm	144	108	13	10	6	0.80
S112E	S112	OV	SF	.000	in	5.65	4.25	0.53	0.40	0.23	0.03
				.000	mm	144	108	13	10	6	0.80
S115E	S115	T	F	.004	in	5.65	4.25	0.53	0.40	0.17	0.03
				.100	mm	144	108	13	10	4	0.80
S116E	S116	T	SPRF	.000	in	5.65	4.25	0.53	0.40	0.17	0.03
				.000	mm	144	108	13	10	4	0.80
S121E	S121	TR	SPRF	.000	in	5.65	4.25	0.53	0.40	0.17	0.03
				.000	mm	144	108	13	10	4	0.80
S405E	S405	TS SN	SPRF	.000	in	5.46	4.61	0.34	0.21	0.25	0.03
				.000	mm	139	117	9	5	6	0.80
S410E	S410	OV	BSF	.007	in	5.65	4.80	0.53	0.40	0.23	0.03
				.180	mm	144	122	13	10	6	0.80
S411E	S411	OV	F	.004	in	5.65	4.80	0.53	0.40	0.23	0.03
				.100	mm	144	122	13	10	6	0.80
S412E	S412	OV	SPRF	.000	in	5.65	4.80	0.53	0.40	0.23	0.03
				.000	mm	144	122	13	10	6	0.80
S413E	S413	OS	F	.004	in	5.65	4.80	0.53	0.40	0.23	0.03
				.100	mm	144	122	13	10	6	0.80
S414E	S414	OS	SPRF	.000	in	5.65	4.80	0.53	0.40	0.23	0.03
				.000	mm	144	122	13	10	6	0.8
S415E	S415	T	F	.004	in	5.65	4.80	0.53	0.40	0.17	0.03
				.100	mm	144	122	13	10	4	0.80
S416E	S416	T	SPRF	.000	in	5.65	4.80	0.53	0.40	0.17	0.03
				.000	mm	144	122	13	10	4	0.80
S420E	S420	TR	F	.004	in	5.65	4.80	0.53	0.40	0.17	0.03
				.100	mm	144	122	13	10	4	0.80
S421E	S421	TR	SPRF	.000	in	5.65	4.80	0.53	0.40	0.17	0.03
				.000	mm	144	122	13	10	4	0.80
S422E	S422	OV SU	SPRF	.000	in	5.63	4.78	0.50	0.38	0.20	0.03
				.000	mm	143	121	13	10	5	0.80
S423E	S423	OS TC	SPRF	.000	in	5.63	4.78	0.50	0.30	0.20	0.03
				.000	mm	143	121	13	8	5	0.80
S430E	S430	OV HL	BSF	.007	in	5.53	4.68	0.40	0.28	0.20	0.03
		Mini		.180	mm	140	119	10	7	5	0.80
S431E	S431	OC HL	F	.004	in	5.53	4.68	0.40	0.28	0.20	0.03
		Mini		.100	mm	140	119	10	7	5	0.80
S432E	S432	OV HL	BSF	.000	in	5.53	4.68	0.40	0.28	0.20	0.03
		Mini		.000	mm	140	119	10	7	5	0.80
S435E	S435	T HL	SPRF	.000	in	5.51	4.66	0.38	0.26	0.19	0.03
		Mini		.000	mm	140	118	10	7	5	0.80
S510E	S510	OV	BSF	.007	in	5.78	4.93	0.63	0.50	0.24	0.05
				.180	mm	147	125	16	13	6	1.30
S511E	S511	OV	F	.004	in	5.78	4.93	0.63	0.50	0.24	0.05
				.100	mm	147	125	16	13	6	1.30
S512E	S512	OV	SPRF	.000	in	5.78	4.93	0.63	0.50	0.24	0.05
				.000	mm	147	125	16	13	6	1.30
S513E	S513	OS	F	.004	in	5.78	4.93	0.63	0.50	0.24	0.05
				.100	mm	147	125	16	13	6	1.30
S514E	S514	OS	SPRF	.000	in	5.78	4.93	0.63	0.50	0.24	0.05
				.000	mm	147	125	16	13	6	1.30
S515E	S515	T	F	.004	in	5.78	4.93	0.63	0.50	0.17	0.05
				.100	mm	147	125	16	13	4	1.30
S516E	S516	T	SPRF	.000	in	5.78	4.93	0.63	0.50	0.17	0.05
				.000	mm	147	1.25	16	13	4	1.30
S520E	S520	TR	F	.004	in	5.78	4.93	0.63	0.50	0.17	0.05
				.100	mm	147	125	16	13	4	1.30
S521E	S521	TR	SPRF	.000	in	5.78	4.93	0.63	0.50	0.17	0.05
				.000	mm	147	1.25	16	13	4	1.30

Super Diagonal Cutters

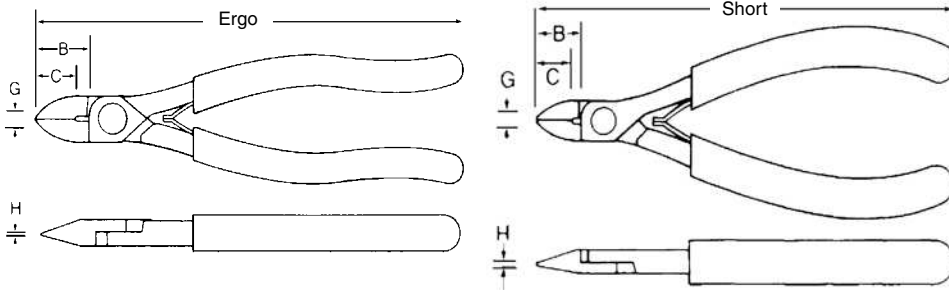
Tool Numbers		Description				Overall Length		Jaw Length	Cutter Length	Tip Width	Tip Thick
ergo	short	head	edge		ergo	short					
S534E	S534	T HL	F	.004	in	5.60	4.75	0.44	0.32	0.22	0.05
				.100	mm	142	121	11	8	5	1.30
S535E	S535	T HL	SPRF	.000	in	5.60	4.75	0.44	0.32	0.22	0.05
				.000	mm	142	121	11	8	5	1.30
S610E	S610	OV	BSF	.007	in	6.33	5.40	0.80	0.60	0.26	0.06
				.180	mm	161	137	20	15	7	1.50
S611E	S611	OV	F	.004	in	6.33	5.40	0.80	0.60	0.26	0.06
				.100	mm	161	137	20	15	7	1.50
S612E	S612	OV	SPRF	.000	in	6.33	5.40	0.80	0.60	0.26	0.06
				.000	mm	161	137	20	15	7	1.50
S613E	S613	OS	F	.004	in	6.33	5.40	0.80	0.60	0.26	0.06
				.100	mm	161	137	20	15	7	1.50
S614E	S614	OS	SPRF	.000	in	6.33	5.40	0.80	0.60	0.26	0.06
				.000	mm	161	137	20	15	7	1.50
S615E	S615	T	F	.004	in	6.33	5.40	0.80	0.60	0.18	0.05
				.100	mm	161	137	20	15	5	1.30
S616E	S616	T	SPRF	.000	in	6.33	5.40	0.80	0.60	0.18	0.05
				.000	mm	161	137	20	15	5	1.30
S620E	S620	TR	F	.004	in	6.33	5.40	0.80	0.60	0.18	0.05
				.100	mm	161	161	20	15	5	1.30
S621E	S621	TR	SPRF	.000	in	6.33	5.40	0.80	0.60	0.18	0.05
				.000	mm	161	161	20	15	5	1.30
S63E	S63	OS SN	FF	.002	in	6.23	5.30	0.70	0.50	0.28	0.04
				.050	mm	158	135	13	8	11	1
S700E	S700	OV	BSF	.007	in	7.34	6.10	0.50	0.30	0.44	0.07
				.180	mm	186	155	13	8	11	1.80
S710E	S710	OV	BSF	.007	in	7.74	6.50	0.90	0.70	0.33	0.07
				.180	mm	197	165	23	18	8	1.80



Super Diagonal Cutters

Ergonomic Handles

Traditional Handles



"G" measured .125 from tip.

- Ergo** Overall Length
- Short** Overall Length
- B** Jaw Length
- C** Cutter Length
- G** Tip Width
- H** Tip Thickness




All tools ESD Safe (Static Dissipative)
Protects circuit components. Does not insulate. Do not use on live circuits!



Angle End and Tip Cutters

Reverse Angle, Angle End, and Tip Cutters

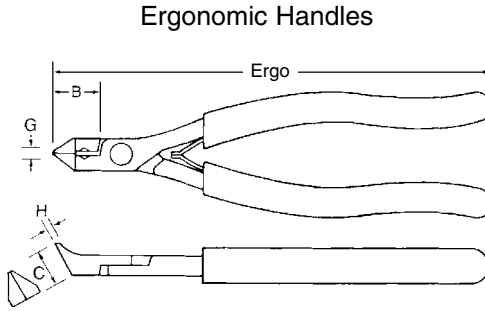


Reverse Angle Cutters

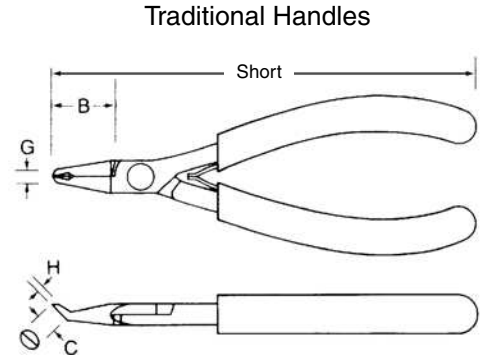
Tool Numbers		Description				Overall Length		Jaw Length	Cutter Length	Tip Width	Tip Thick
ergo	short	head	edge		ergo	short					
S170E	S170	long	SF	.000 in	5.74	4.88	0.61	0.20	0.15	0.03	
				.000 mm	146	124	15	5	4	0.80	
S171E	S171	long	SF	.000 in	5.73	4.88	0.60	0.17	0.13	0.02	
				.000 mm	146	124	15	4	3	0.50	

Angle End Cutters

Tool Numbers		Description				Overall Length		Jaw Length	Cutter Length	Tip Width	Tip Thick
ergo	short	head	edge		ergo	short					
S215E	S215	SU LN 45°	SF	.000 in	5.84	4.99	0.71	0.25	0.19	0.07	
				.000 mm	148	127	18	6	5	1.80	
S218E	S218	M 45° T	SF	.000 in	5.72	4.87	0.59	0.23	0.17	0.05	
				.000 mm	145	124	15	6	4	1.30	
S223E	S223	MI 45° LN	SF	.000 in	5.80	4.95	0.67	0.16	0.15	0.05	
				.000 mm	147	126	17	4	4	1.30	
S224E	S224	LN 45° JR	SF	.000 in	5.89	5.04	0.76	0.19	0.18	0.08	
				.000 mm	150	128	19	5	4	1.90	
S225E	S225	LN 45°	SF	.000 in	5.84	4.99	0.71	0.26	0.18	0.11	
				.000 mm	148	127	18	7	5	2.80	
S482E	S482	MI 45° N	SF	.000 in	5.59	4.74	0.46	0.23	0.20	0.04	
				.000 mm	142	121	12	6	5	1	
S483E	S483	T 60° N	SF	.000 in	5.76	4.91	0.60	0.45	0.18	0.03	
				.000 mm	146	125	15	11	5	0.80	
S485E	S485	R 60° N	SF	.000 in	5.76	4.91	0.60	0.45	0.25	0.03	
				.000 mm	146	125	15	11	6	0.80	
S491E	S491	60° N	F	.004 in	5.76	4.91	0.60	0.45	0.25	0.03	
				.100 mm	146	125	15	11	6	0.80	
S492E	S492	60° N	SF	.000 in	5.76	4.91	0.60	0.45	0.25	0.03	
				.000 mm	146	125	15	11	6	0.80	



"G" measured .125 back from tip on 60° angle cutter.



"G" measured at widest point on 45° angle cutter.

- Ergo** Overall Length
- Short** Overall Length
- B** Jaw Length
- C** Cutter Length
- G** Tip Width
- H** Tip Thickness






Transverse End and Long Nose Tip Cutters

Transverse End Cutters

Tool Numbers		Description				Overall		Jaw Length		Cutter Length	Tip Length	Tip Width	Thick
ergo	short	head	edge		in	mm	ergo	short					
S233E	S233	LN	SF		.000		5.88	5.03	0.75	0.10	0.20	0.10	
					.000		149	128	19	2.5	5	2.50	
S234E	S234	SN	F		.004		5.88	5.03	0.75	0.11	0.15	0.11	
					.100		149	128	19	2.50	4	2.50	

Long Nose Tip Cutters

Tool Numbers		Description				Overall		Jaw Length		Cutter Length	Tip Length	Tip Width	Thick
ergo	short	head	edge		in	mm	ergo	short					
S212E	S212	FN RE	SF		.000		5.99	5.14	0.86	0.17	0.15	0.10	
					.000		152	131	22	4	4	0.25	
S213E	S213	RE	SF		.000		5.99	5.14	0.86	0.17	0.17	0.1	
					.000		152	131	22	4	4	2.40	
S219E	S219	UF RE	SF		.000		5.99	5.14	0.86	0.17	0.13	0.08	
					.000		152	131	22	4	3	2	
-	S291	LN SER A					-	5.28	1.00	0.25	0.08	0.06	
							-	134	25	6	2	1.50	
S350E	S350	SM	S				6.86	6.01	1.70	0.50	0.08	0.06	
							174	153	43	13	2	1.50	
S351E	S351	SER	S				6.86	6.01	1.70	0.50	0.08	0.06	
							174	153	43	13	2	1.50	
S391E	-	SER	S				6.16	-	1	0.50	0.23	0.23	
							156	-	25	13	6	6	



S219E




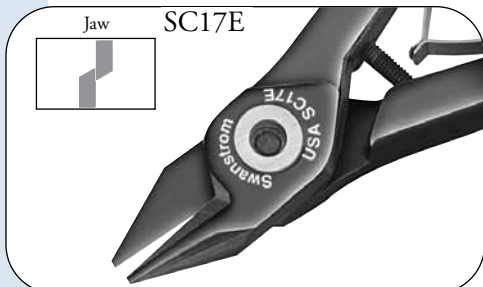
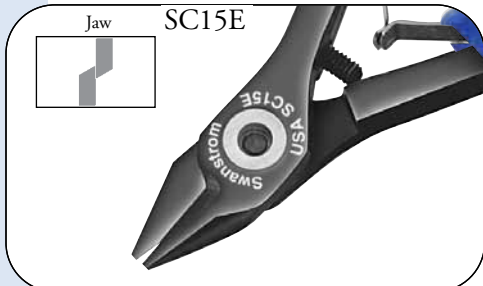
All tools ESD Safe (Static Dissipative)
Protects circuit components. Does not insulate. Do not use on live circuits!

Transverse End and Long Nose Tip Cutters



Shear Cutters and Strippers

Shear Cutters and Strippers



Shear Cutters

Tool Numbers	Description Overall			Jaw Length ergo	Cutter Length	Tip Length	Tip Width	Thick
	head	edge						
SC5E	OvSC	S	in 6.41 mm 163	1.25 32	1.25 32	0.35 9	0.05 1.30	
SC7E	OvSC	S	in 8.29 mm 211	1.45 37	1.45 37	0.35 9	0.10 2.50	
SC15E	T SC	S	in 5.66 mm 144	0.50 13	0.50 13	0.06 1.4	0.05 1.30	
SC17E	T SC	S	in 7.50 mm 190	0.70 18	0.70 18	0.08 1.90	0.07 1.80	
ST5E	R ST	S	in 6.66 mm 169	1.50 38	1.25 32	0.33 8	0.20 5	
ST7E	R ST	S	in 8.47 mm 215	1.63 41	1.50 38	0.35 9	0.22 6	

Strippers

Tool Numbers	Description Overall			Jaw Length ergo	Cutter Length	Tip Length	Tip Width	Thick
	head	edge						
SV5E	T V	S	in 5.79 mm 147	0.63 16	0.50 13	0.32 8	0.22 6	
SV5E-SP	T V BP	S	in 5.79 mm 147	0.63 16	0.50 13	0.32 8	0.22 6	
SV7E	Ov	S	in 8.29 mm 211	1.45 37	1.45 37	0.35 9	0.10 2.50	


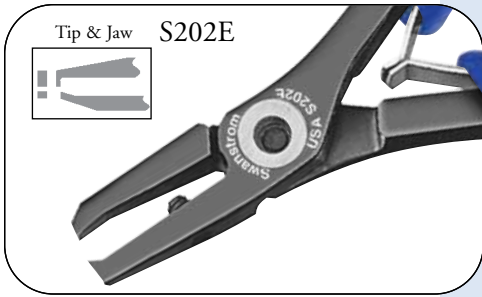




All tools ESD Safe (Static Dissipative)
Protects circuit components. Does not insulate. Do not use on live circuits!

Stand-Off Cutters

Stand-Off Cutters

Tool Numbers		Description			Overall Length		Jaw Length	Cutter Length	Tip Width	Tip Thick	Stand-Off Distance
ergo	short	head	edge	ergo	short						
S185E	-	LSH	S	in	5.93	-	0.78	0.13	0.32	0.03	0.03
		(lead stabilizing hole)				mm	151	-	20	3	8 3
S201E	S201	45°	S	in	5.83	4.98	0.70	0.18	0.25	0.18	0.04
					mm	146	126	18	5	6	5
S202E	S202	UF LN	S	in	5.92	5.07	0.79	0.10	0.215	0.09	0.04
					mm	150	129	20	3	5	2.20
S203E	S203	LN	A	in	6.09	5.24	0.96	0.10	0.18	0.03	0.04
					mm	155	133	24	2.5	5	3.20
S205E	S205	LN	S	in	5.92	5.07	0.79	0.18	0.235	0.18	0.04
					mm	150	129	20	5	6	4.60
S205EB	S205B	BC	S	in	5.92	5.10	0.79	0.18	0.235	0.18	0.04
					mm	150	129	20	5	6	4.60
S605E	S605	LS	S	in	6.52	5.67	1.36	0.092	0.193	0.09	0.03
					mm	166	144	35	2	5	2.3








S605E

Stand-Off Cutters



Snipe (short) and Long Nose Pliers

Snipe (short) and Long Nose Pliers




Snipe Nose Pliers

Tool Numbers		Tool Description			Overall Length		Jaw Length	Tip Width	Tip Thick
ergo	short	head	jaw		ergo	short			
S108E	S108	MI	SM	in	6.00	4.61	0.88	0.05	0.03
				mm	152	117	22	1.10	0.80
S109E	S109	MI	SER	in	6.00	4.61	0.88	0.05	0.03
				mm	152	117	22	1.10	0.80
S206E	S206	MI	SM	in	5.58	4.73	0.45	0.05	0.03
				mm	142	120	11	1.10	0.80
S208E	S208	SU	SM	in	5.93	5.08	0.80	0.05	0.03
				mm	151	129	20	1.10	0.80
S209E	S209	SU	SER	in	5.93	5.08	0.80	0.05	0.03
				mm	151	129	20	1.10	0.80
S210E	S210	SNP	SM	in	5.93	5.08	0.80	0.06	0.03
				mm	151	129	20	1.50	0.80
S211E	S211	SNP	SER	in	5.93	5.08	0.80	0.06	0.03
				mm	151	129	20	1.50	0.80
S242E	S242	C	SM	in	6.03	5.18	0.90	0.07	0.04
				mm	153	132	23	1.80	1
S243E	S243	C	SER	in	6.03	5.18	0.90	0.07	0.04
				mm	153	132	23	1.80	1

Long Nose Pliers

Tool Numbers		Description			Overall Length		Jaw Length	Tip Width	Tip Thick
ergo	short	head	jaw		ergo	short			
S220E	S220	LN	SM	in	6.13	5.28	1.00	0.06	0.03
				mm	156	134	25	1.50	0.80
S221E	S221	LN	SER	in	6.13	5.28	1.00	0.06	0.03
				mm	156	134	25	1.50	0.80
SS221E	-	LN	SCR	in	6.13	-	1.00	0.06	0.03
(stainless steel)				mm	156	-	25	1.50	0.80
S320E	S320	LN	SM	in	6.86	6.01	1.70	0.06	0.03
				mm	174	153	43	1.50	0.80
S321E	S321	LN	SER	in	6.86	6.01	1.70	0.06	0.03
				mm	174	153	43	1.50	0.80
S323E	-	LN	SER	in	6.86	-	1.70	0.06	0.06
				mm	174	-	43	1.60	1.60
S324E	S324	SL	SM	in	6.21	5.36	1.08	0.06	0.06
				mm	158	136	27	1.50	1.50
S325E	S325	SL	SER	in	6.21	5.36	1.08	0.06	0.06
				mm	158	136	27	1.50	1.50
S328E	S328	EL	SM	in	6.94	6.09	1.78	0.08	0.08
				mm	176	155	45	2	2
S329E	S329	EL	SER	in	6.94	6.09	1.78	0.08	0.08
				mm	176	155	45	2	2
S630E	S630	LN	SM	in	7.53	6.55	1.85	0.08	0.06
				mm	191	166	47	2	1.50
S631E	S631	LN	SER	in	7.53	6.55	1.85	0.08	0.06
				mm	191	166	47	2	1.50
S721E	-	LN	SER	in	8.94	-	2.13	0.13	0.13
				mm	227	-	54	3	3
S831E	-	LN	SER	in	7.94	-	1.10	0.09	0.09
				mm	202	-	28	2.40	2.40



Flat, Needle, and Curve Nose Pliers

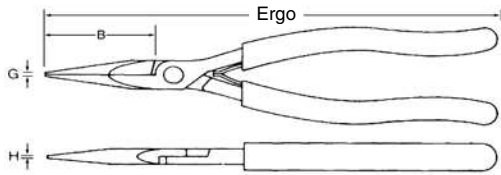
Flat Nose Pliers

Tool Numbers		Tool Description			Overall Length		Jaw Length	Tip Width	Tip Thick
ergo	short	head	jaw		ergo	short			
S200E	S200	FLN	SM	in	6.13	5.28	1.00	0.05	0.12
				mm	156	134	25	1.30	3
S300E	S300	FLN	SM	in	6.86	6.01	1.70	0.05	0.12
				mm	174	153	43	1.30	3
S380EPR-		FLN	SM	in	7.64	-	1.00	0.05	0.12
(pistol grip)				mm	194	-	-	25	1.30
S800E	-	FLN	SER	in	8.21	-	1.25	0.14	0.40
				mm	209	-	32	3.50	10

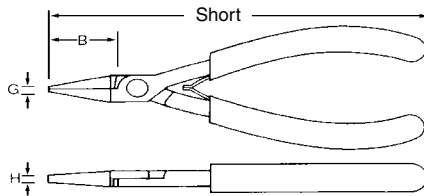
Needle Nose Pliers

Tool Numbers		Tool Description			Overall Length		Jaw Length	Tip Width	Tip Thick
ergo	short	head	jaw		ergo	short			
S230E	S230	NN	SM	in	6.13	5.28	1.00	0.06	0.03
				mm	156	134	25	1.50	0.80
S231E	S231	NN	SER	in	6.13	5.28	1.00	0.06	0.03
				mm	156	134	25	1.50	0.80
S240E	S240	C	SM	in	5.93	5.08	0.80	0.06	0.03
				mm	151	129	20	1.5	0.80
S330E	S330	NN	SM	in	6.86	6.01	1.70	0.06	0.03
				mm	174	153	43	1.50	0.80
S331E	S331	NN	SER	in	6.86	6.01	1.70	0.06	0.03
				mm	174	153	43	1.50	0.80
S331E-1	-	NN	SER	in	6.86	-	1.70	0.09	0.06
				mm	174	-	43	2.30	1.50
S330AE	S330A	EL	SM	in	7.35	6.50	2.19	0.06	0.06
				mm	187	165	56	1.60	1.60
S340E	S340	C	SM	in	6.56	5.71	1.40	0.06	0.03
				mm	167	145	36	1.50	0.80
S340AE	-	90° EL	SM	in	6.21	-	1.05	0.06	0.06
		C		mm	158	-	27	1.60	1.60
S341E	S341	C	SER	in	6.21	5.71	1.40	0.06	0.03
				mm	158	145	36	1.50	0.80
S660E	S660	NN	SM	in	7.53	6.45	1.85	0.08	0.80
				mm	191	164	47	2	1.50
S661E	S661	NN	SER	in	7.53	6.45	1.85	0.08	0.06
				mm	191	164	47	2	1.50

Ergonomic Handles






Traditional Handles



Ergo Overall Length
Short Overall Length
B Jaw Length
G Tip Width
H Tip Thickness



All tools ESD Safe (Static Dissipative)
 Protects circuit components. Does not insulate. Do not use on live circuits!

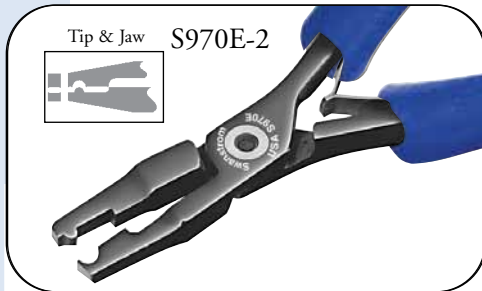




Flat, Needle, and Curve Nose Pliers



Round Nose, Straightening, and Forming Pliers

Round Nose, Straightening, and Forming Pliers



Round Nose Pliers

Tool Numbers		Description			Overall Length		Jaw Length	Tip Width	Tip Thick
ergo	short	head	jaw		ergo	short			
S236E	S236	RN	SM	in	6.13	5.28	1.00	0.06	0.03
				mm	156	134	25	1.50	0.80
S238E	S238	RN	SM	in	5.60	4.75	0.63	0.06	0.03
				mm	142	-	16	1.50	0.80

Straightening Pliers


Tool Numbers		Description			Overall Length		Jaw Length	Tip Width	Tip Thick
ergo	short	head	jaw		ergo	short			
S808E	-	-	SM	in	6.06	-	0.90	0.06	0.75
				mm	154	-	23	1.50	19

Forming Pliers

Tool Numbers		Description			Overall Length		Jaw Length	Tip Width	Tip Thick
ergo	short	head	jaw		ergo	short			
S195E	-	LN	-	in	6.26	-	1.00	0.09	0.03
				mm	159	-	25	2.30	0.80
S970E-2	-	STR	S	in	6.25	-	1.09	0.27	0.13
				mm	159	-	27	6.90	3.30
S980E	S980	CV/CXSM		in	5.88	5.03	1.00	0.11	0.14
				mm	149	128	25	2.80	3.60
S986E	-	F/R	SM	in	6.13	-	1.00	0.11	0.14
				mm	156	-	25	2.80	3.60
S990E	S990	STR	-	in	6.19	5.34	1.03	0.17	0.13
				mm	157	136	26	4.30	3.30
S991E	-	D STR	-	in	6.39	-	1.23	0.75	0.38
				mm	162	-	31	19	9.50

Double Ended Pliers

Tool Numbers		Description			Overall Length		Jaw Length		Tip Width		Tip Thick	
S995	DE	in	7.50	0.53	Cutter	Plier	Cutter	Plier	Cutter	Plier	Cutter	Plier
	Cutter/Plier	mm	191	13	22	6	1.10	0.80	0.80	0.80	0.80	0.80
S996	Round	Flat	Round	Flat	Round	Flat						
	DE	in	7.75	0.75	0.80	0.06	0.05	0.03	0.11			
	Round Nose /Flat Nose	mm	197	19	20	1.50	1.30	0.80	2.80			



S995
Shown at Actual Size



All tools ESD Safe (Static Dissipative)
Protects circuit components. Does not insulate. Do not use on live circuits!